

VERTIMAG

Automatic Vertical Lift Module



- ✓ Space optimization
- ✓ Improvement of stock management
- ✓ Speed up of order preparation
- ✓ Error reduction
- ✓ Goods protection
- ✓ Perfect ergonomics and total safety
- ✓ Productivity increase



Vertimag

Versatile, efficient and ergonomic vertical storage system

The automated vertical storage system is made up of two sides of racks accommodating metal trays and served by a lift device.

Vertimag is a storage system for goods of any shape, weight and size, which exploits the available height as much as possible and reduces the footprint to one tenth of the previously occupied space.

The storage system can be equipped with the Ergo-Tech system, a further lift underneath the bay inside the structure, a Ferretto exclusive solution, which makes it possible to obtain the flows of a dual-level bay, always maintaining perfect ergonomics.



Technical data

- 1 High-strength tubular structure
- 2 High-durability pre-painted sheet paneling
- 3 Touch Panel screen 12" with sockets for external devices and user-friendly graphics
- 4 Picking bay with system for extracting the tray always at the same height
- 5 Check for incoming goods height - Pitch 25mm
- 6 Safety barriers for the operators

Ferretto® exclusive

- Ergo-Tech picking bay
- 15 models (5 widths and 3 depths)
- 120 tray combinations
- Possibility of outdoor installation without additional cladding structure

| | |
|--|------------------------------|
| HEIGHT (m) | from 3,2 to 12 (every 200mm) |
| GROSS CAPACITY MAX (kg) | 70.000 |
| MATERIAL HEIGHT MAX (mm) | 695 |
| TRAY PAYLOAD FOR THE ENTIRE RANGE (kg) | 300 - 550 - 800 - 990 |
| TRAY SIDE HEIGHT (mm) | 70 - 95 - 120 - 145 - 170 |
| FLEXIBLE PITCH (mm) | 25 |

PICKING BAYS

Internal Single Bay / Internal Double Bay / Ergo -Tech /
External Single Bay / External Double Bay / Extractable Bay

XS-BI / XS-BE

| MODEL | TRAY WIDTH (mm) | TRAY DEPTH (mm) | TRAY SIDE HEIGHT (mm) | TRAY NET PAYLOAD (kg) | FOOTPRINT INTERNAL BAY (WxD mm) | FOOTPRINT EXTERNAL BAY (WxD mm) |
|-------|-----------------|-----------------|-----------------------|-----------------------|---------------------------------|---------------------------------|
| 65XS | 1.950 | 650 | 70 ÷ 120 | 300 - 550 | 2.452 x 2.521 | 2.452 x 3.347 |
| | | | | 800 - 990 | | |
| 84XS | 1.950 | 840 | 70 ÷ 120 | 300 - 550 | 2.452 x 3.091 | 2.452 x 4.107 |
| | | | | 800 - 990 | | |
| 103XS | 1.950 | 1.030 | 95 ÷ 145 | 300 - 550 | 2.452 x 3.661 | 2.452 x 4.867 |
| | | | | 800 - 990 | | |

S-BI / S-BE

| MODEL | TRAY WIDTH (mm) | TRAY DEPTH (mm) | TRAY SIDE HEIGHT (mm) | TRAY NET PAYLOAD (kg) | FOOTPRINT INTERNAL BAY (WxD mm) | FOOTPRINT EXTERNAL BAY (WxD mm) |
|-------|-----------------|-----------------|-----------------------|-----------------------|---------------------------------|---------------------------------|
| 65S | 2.450 | 650 | 70 ÷ 120 | 300 - 550 | 2.952 x 2.521 | 2.952 x 3.347 |
| | | | | 800 - 990 | | |
| 84S | 2.450 | 840 | 70 ÷ 120 | 300 - 550 | 2.952 x 3.091 | 2.952 x 4.107 |
| | | | | 800 - 990 | | |
| 103S | 2.450 | 1.030 | 95 ÷ 145 | 300 - 550 | 2.952 x 3.661 | 2.952 x 4.867 |
| | | | | 800 - 990 | | |

M-BI / M-BE

| MODEL | TRAY WIDTH (mm) | TRAY DEPTH (mm) | TRAY SIDE HEIGHT (mm) | TRAY NET PAYLOAD (kg) | FOOTPRINT INTERNAL BAY (WxD mm) | FOOTPRINT EXTERNAL BAY (WxD mm) |
|-------|-----------------|-----------------|-----------------------|-----------------------|---------------------------------|---------------------------------|
| 65M | 3.050 | 650 | 70 ÷ 120 | 300 - 550 | 3.552 x 2.521 | 3.552 x 3.347 |
| | | | | 800 - 990 | | |
| 84M | 3.050 | 840 | 70 ÷ 120 | 300 - 550 | 3.552 x 3.091 | 3.552 x 4.107 |
| | | | | 800 - 990 | | |
| 103M | 3.050 | 1.030 | 95 ÷ 145 | 300 - 550 | 3.552 x 3.661 | 3.552 x 4.867 |
| | | | | 800 - 990 | | |

L-BI / L-BE

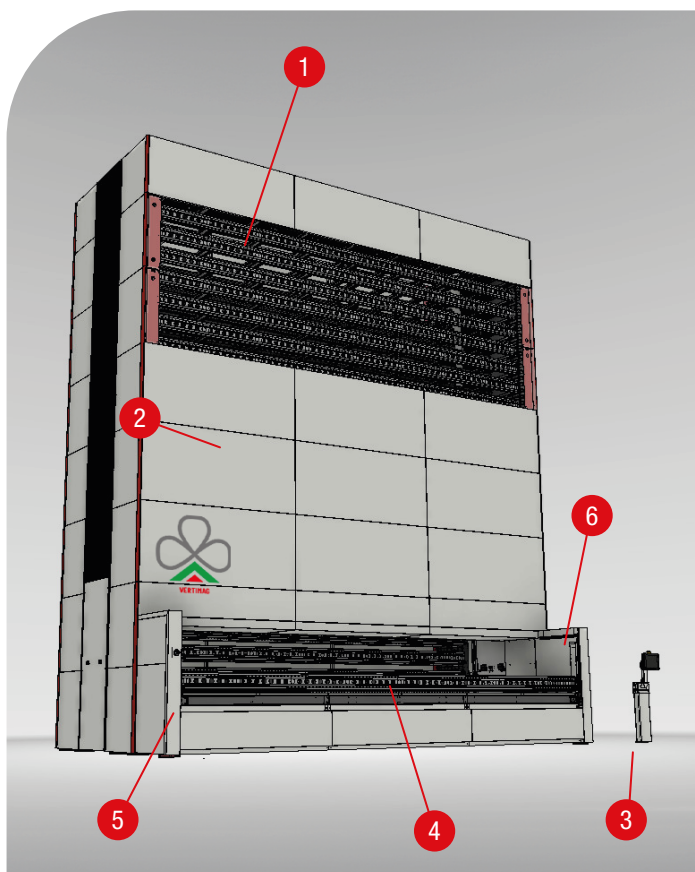
| MODEL | TRAY WIDTH (mm) | TRAY DEPTH (mm) | TRAY SIDE HEIGHT (mm) | TRAY NET PAYLOAD (kg) | FOOTPRINT INTERNAL BAY (WxD mm) | FOOTPRINT EXTERNAL BAY (WxD mm) |
|-------|-----------------|-----------------|-----------------------|-----------------------|---------------------------------|---------------------------------|
| 65L | 3.650 | 650 | 70 ÷ 145 | 300 - 550 | 4.152 x 2.521 | 4.152 x 3.347 |
| | | | | 800 - 990 | | |
| 84L | 3.650 | 840 | 70 ÷ 145 | 300 - 550 | 4.152 x 3.091 | 4.152 x 4.107 |
| | | | | 800 - 990 | | |
| 103L | 3.650 | 1.030 | 95 ÷ 170 | 300 - 550 | 4.152 x 3.661 | 4.152 x 4.867 |
| | | | | 800 - 990 | | |

XL-BI / XL-BE

| MODEL | TRAY WIDTH (mm) | TRAY DEPTH (mm) | TRAY SIDE HEIGHT (mm) | TRAY NET PAYLOAD (kg) | FOOTPRINT INTERNAL BAY (WxD mm) | FOOTPRINT EXTERNAL BAY (WxD mm) |
|-------|-----------------|-----------------|-----------------------|-----------------------|---------------------------------|---------------------------------|
| 65XL | 4.250 | 650 | 95 ÷ 145 | 300 - 550 | 4.752 x 2.521 | 4.752 x 3.347 |
| | | | | 800 - 990 | | |
| 84XL | 4.250 | 840 | 95 ÷ 145 | 300 - 550 | 4.752 x 3.091 | 4.752 x 4.107 |
| | | | | 800 - 990 | | |
| 103XL | 4.250 | 1.030 | 95 ÷ 170 | 300 - 550 | 4.752 x 3.661 | 4.752 x 4.867 |
| | | | | 800 - 990 | | |

VERTIMAG PLUS

Automatic vertical storage system for section bars up to 6.7 m length

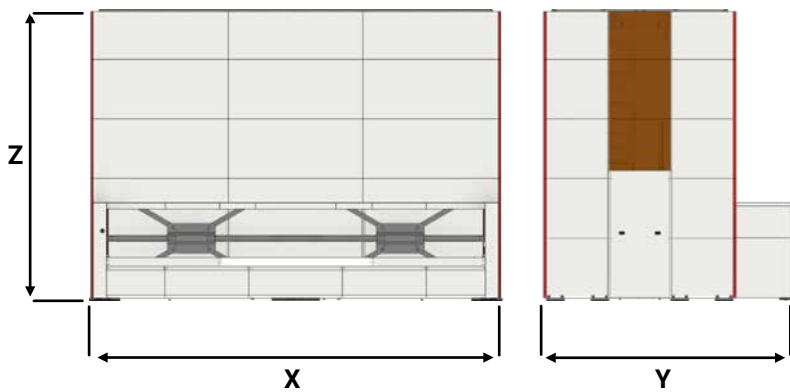


Technical data

- 1 High-strength tubular structure
- 2 High-durability pre-painted sheet paneling
- 3 Touch Panel screen 12" with sockets for external devices and user-friendly graphics
- 4 Picking bay with system for extracting the tray always at the same height
- 5 Check for incoming goods height - Pitch 25mm
- 6 Safety barriers for the operators

| | |
|--|---------------------|
| HEIGHT (m) | from 3.2 to 12 |
| GROSS CAPACITY MAX (kg) | 70.000 |
| MATERIAL HEIGHT MAX (mm) | 695 |
| TRAY PAYLOAD FOR THE ENTIRE RANGE (kg) | 990 |
| TRAY SIDE HEIGHT (mm) | 240 |
| FLEXIBLE PITCH (mm) | 25 |
| PICKING BAYS | External single bay |

WAREHOUSE DIMENSION



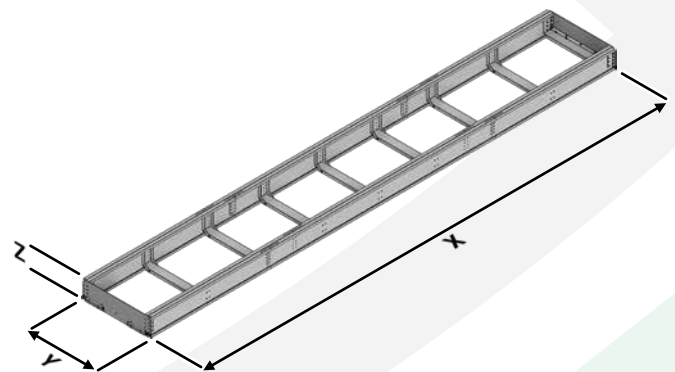
| WAREHOUSE TYPE | LENGTH X (mm) | DEPTH Y (mm) |
|----------------|---------------|--------------|
| 65 P | 6.773 | 3395 |
| 84 P | 6.773 | 4157 |
| 65 PL | 7.302 | 3395 |
| 84 PL | 7.302 | 4157 |

ACCESSORIES

- Barcode/QR Code reader
- Label printer
- Tray equipment
- Jib crane and gripping devices



DRAWER DIMENSIONS



| DRAWER TYPE | LENGTH X (mm) | DEPTH Y (mm) | SIDE HEIGHT Z (mm) | USABLE SIDE HEIGHT Z (mm) | NET LOAD CAPACITY (kg) |
|-------------|---------------|--------------|--------------------|---------------------------|------------------------|
| 65 P | 6.200 | 555 | 240 | 205 | 990 |
| 84 P | 6.200 | 745 | 240 | 205 | 990 |
| 65 PL | 6.700 | 555 | 240 | 205 | 990 |
| 84 PL | 6.700 | 745 | 240 | 205 | 990 |



ERGO-TECH BAY



CARDBOARD BOXED



CONVEYOR BELTS AND ROLLER UNITS



ANTHROPOMORPHIC ROBOTS



SLIDING CONSOLE



INSULATED SELF-SUPPORTING SOLUTION FOR OUTDOOR APPLICATIONS